

COMMERCIAL COLOUR RANGE



Warm White



White Silver



Streetlight



Bliss Shitake  
**N**




Silver Strata



Seal Grey




Gentle Beige



Antique Wiluna White



Prairie Beige



Flaxon



Rock Salt



Papiro Chalk




Snow Elm  
**N**



Natural Oak



Refined Oak



Idyllic  
**N**



Hotham Oak  
**N**



Habitat  
**N**



Lemon Tree



Fini Blonde



Golden Beech



Euro Beech



Cherry



South West Jarrah



Fini Chocolate



Vicenza Walnut



Urban Wood



Metro Wood



Prestige Walnut



Fini Wenge




Dawn Grey



Brushed Silver




Storm



Ironstone



Deep Anthracite



Black



Doe Skin



Velveteen




Bark



Iron Ore



Bliss Cinder



Graphite



Smoke Melange



Charred Oak



Straight Grain Wenge



Mocha

= New in 2010

## FORMICA COMMERCIAL OFFER

|   |   |
|---|---|
| <b>Colours</b>                            | 46  |
| <b>Delivery Lead Time</b>                 | Next day delivery if the product comes from the state warehouse. Dispatched within seven working days if the product comes from factory stock. Your sales representative will advise about local stocking policy and indicative transportation time from the factory to your location.  |
| <b>Standard Particleboard Sheet Size</b>  | Either 2400mm x 1800mm sheet size or 3600mm x 1800mm sheet size – depending on state inventory policy (which reflects local demand). Plant stock is held in 3600mm x 1800 in 18mm and 25mm thicknesses. Indicated Standard Particleboard options in 2400mm x 1800mm (18mm and 25mm) and 3600mm x 1800mm (33mm) are Made to Order (MTO). Your sales representative will advise about local stocking policy and indicative transportation time from the factory to your location. |
| <b>Standard Particleboard Thicknesses</b> | 18mm and 25mm are stocked for the 46 commercial colours. 3600mm x 1800mm (33mm) is available as MTO. Note that we hold normal commercial quantities of inventory. Large orders of individual line items may be considered to be MTO in the normal lead time.  |
| <b>Melamine Edging</b>                    | 22mm Preglued Edging is available for all colours in 50lm rolls. 22mm Unglued Edging is available for all colours in 100lm rolls.   |
| <b>ABS Edging</b>                         | 21mm, 22mm, 29mm and 38mm matching edgings are available in 100lm rolls for all 46 colours.   |
| <b>Made to Order</b>                      | If substrates or thicknesses other than the Standard Particleboard (above) are required, customer service or your sales representative will identify options that are available and lead time. For complete details on the Formica Decorated Panel offer please refer to the Formica Availability Chart.  |